

ONLINE CONF Manual

“Live Discussion Room”(Video Call) Trial

AGRI SMILE, Inc.
ONLINE CONF Secretariat

Recommended System Requirements

-Device

- PC or Tablet

- PC

Windows: Edge(Chromium)/Chrome Latest Version

Mac: Chrome Latest Version

- Tablet

iOS13 or later : Safari Latest Version

Windows: Edge(Chromium)/ Chrome Latest Version

Android: Chrome Latest Version

***Please update in advance.**

Steps for Video Call Trial

1. Login to the system and go to “Live Discussion Room”
2. Prepare the camera and mic
3. Test your audio before entering the room
4. Enter the room and try to talk

1. Login to the system and go to “Live Discussion Room”

Click the URL below and login with your email address and password.

URL: https://acd2022.gakkai.online/poster_presentations/303

1. Login to the system and go to “Live Discussion Room”

Click “Entrance to Poster Discussion Room”

The screenshot displays the ONLINE-CONF system interface. On the left is a dark sidebar with navigation icons: Dashboard, Timetable, Sponsored online exhibition, Participants, and Manual. The main content area is titled "ONLINE-CONF" and includes a "Favorite" button, a "1 Viewing | Invite" status, and "On-site" and "EN" buttons. A large red box highlights a button labeled "Video chat with the presenter." in the center of the page. The right sidebar shows the "Discussion Area" with a video player, "Current Participants: 0 people", "Open hours: 02/05 22:03~12/05 22:03", and a "Video chat with the presenter." button. Below this, the "Title" is "ONLINE-CONF", "Authors" are listed, and "Keywords" include "Notch/Delta(Hematopoiesis and Immune Environment)".

ONLINE-CONF DEMO PURPOSE ONLY

3 people online | 発表者1 太郎
株式会社AGRI SMILEww

ONLINE-CONF

1 Viewing | Invite On-site EN

Enter Full-screen

人が集まらないコロナ禍でもオンライン上で学術情報や研究成果の共有を可能にする
「ONLINE-CONF(オンライン学会システム)」 株式会社AGRI 中道貴也

ONLINE-CONF 概要

ONLINE-CONFは、オンライン形式またはオンサイトとのハイブリッド形式による学会開催を可能とし、研究者の交流と育成を加速させるシステムである。2020年11月より開始したテストマーケティングでは、東京理科大学と筑波大学の合同リポート(研究交流会)など4つの大学および学会における研究交流を支援した。利用者から高評価を得られたため、正式にリリースを決定した。

ONLINE-CONFとは

ZoomやWebExとの違い

ONLINE-CONFでは参加者から当日の発表に関するコメント、あるいは質問、またはコメントの返信が可能である。また、発表者からのコメント、質問、返信も可能である。また、発表者からのコメント、質問、返信も可能である。

ONLINE-CONFのイメージ

ONLINE-CONFのシステムとONLINE-CONFの差異

参加者各位の利点

参加者(研究者)のメリット

Click on
“Video chat
with the presenter”

Discussion Area

Current Participants : 0 people
Open hours 02/05 22:03~12/05 22:03

Video chat with the presenter.

Title
ONLINE-CONF

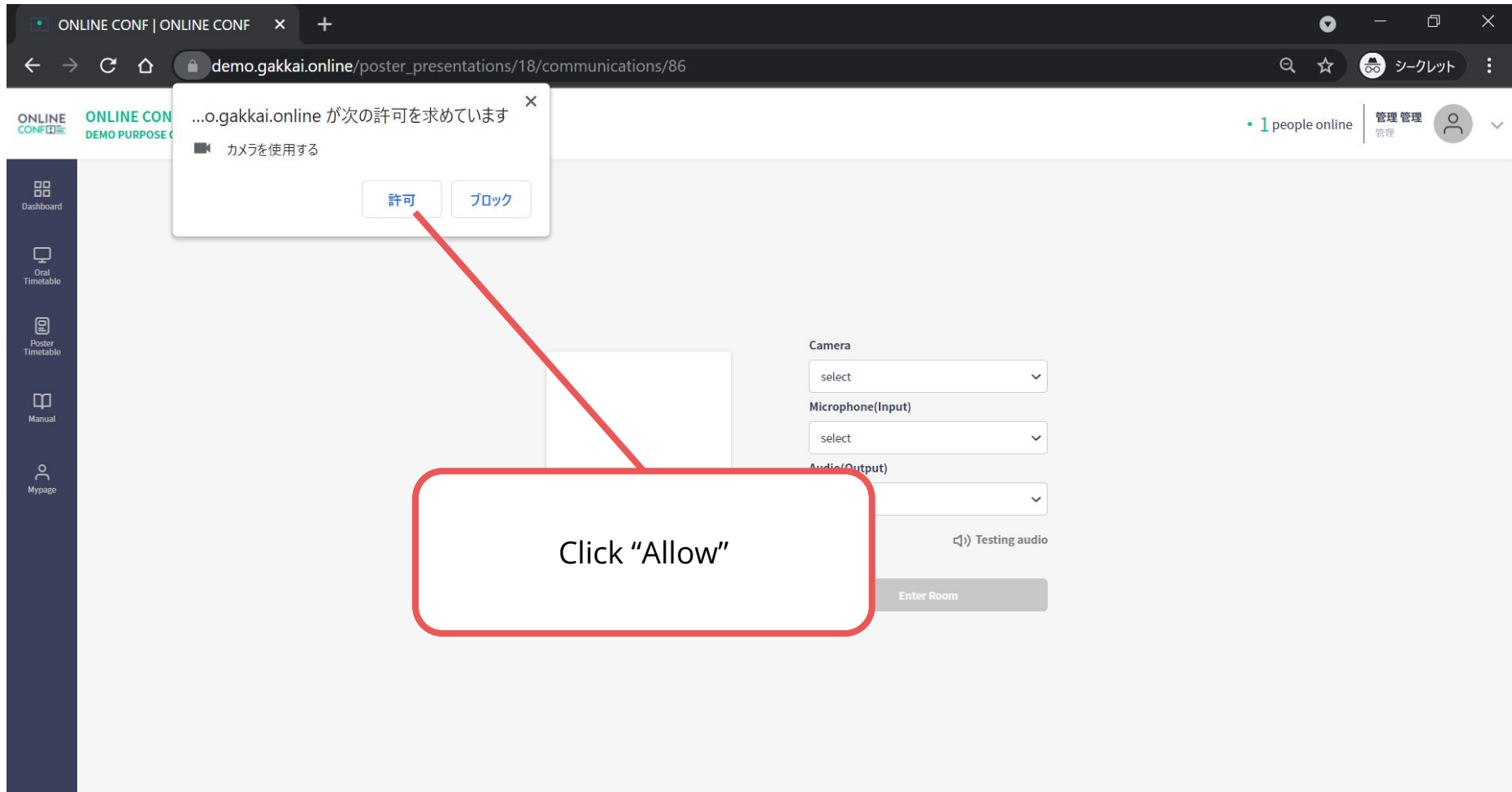
Authors

Keywords
Notch/Delta(Hematopoiesis and Immune Environment)

B cell receptor (BCR/B cell)

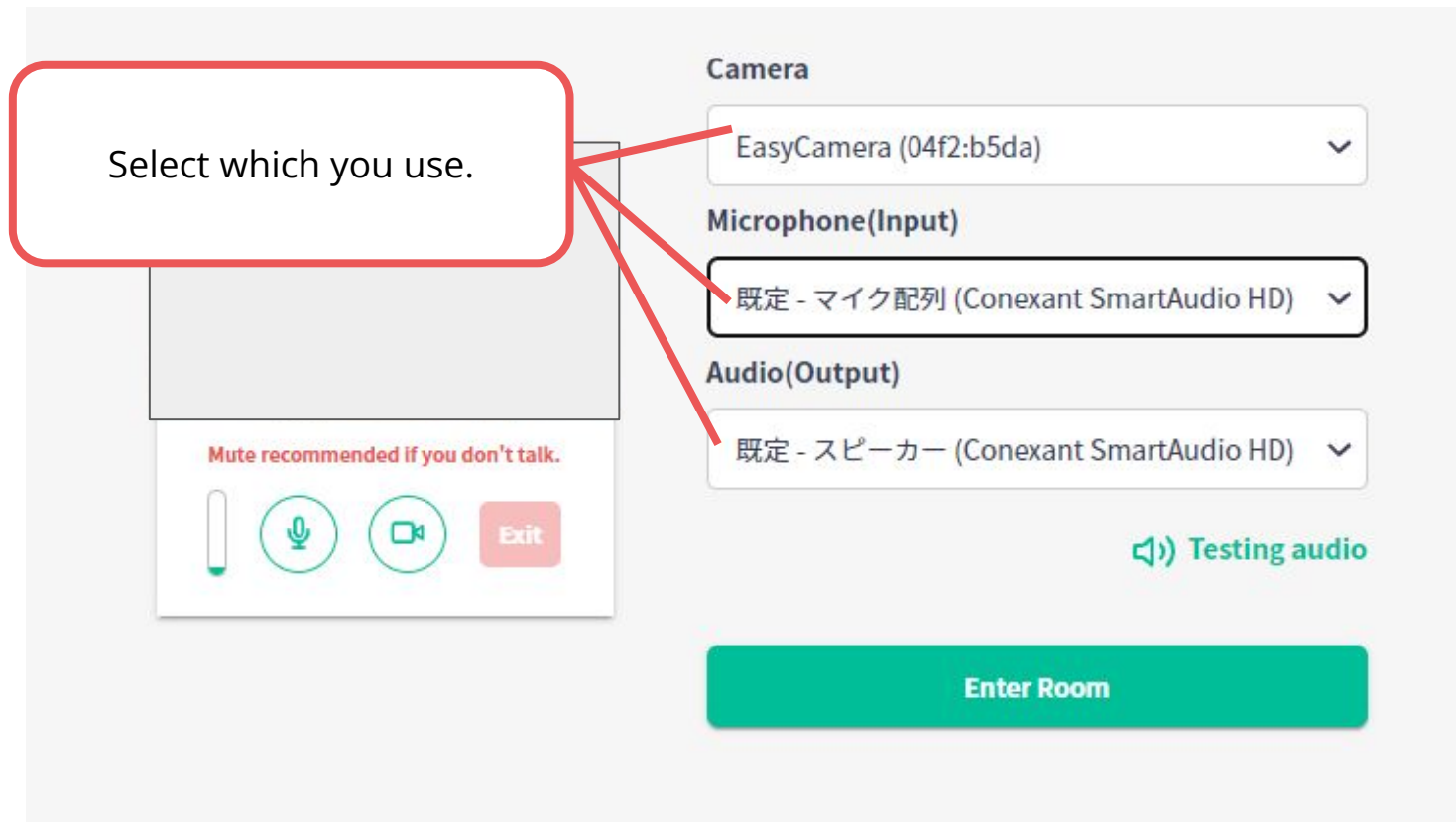
2. Prepare the camera and mic

Click “Allow” in the popup window about camera and mic.



2. Prepare the camera and mic

Select your camera/microphone/audio.



The screenshot shows a meeting preparation interface. A red rounded rectangle callout box on the left contains the text "Select which you use." and has three red arrows pointing to the selection dropdowns for Camera, Microphone(Input), and Audio(Output).

Camera

EasyCamera (04f2:b5da) ▼

Microphone(Input)

既定 - マイク配列 (Conexant SmartAudio HD) ▼

Audio(Output)

既定 - スピーカー (Conexant SmartAudio HD) ▼

Mute recommended if you don't talk.

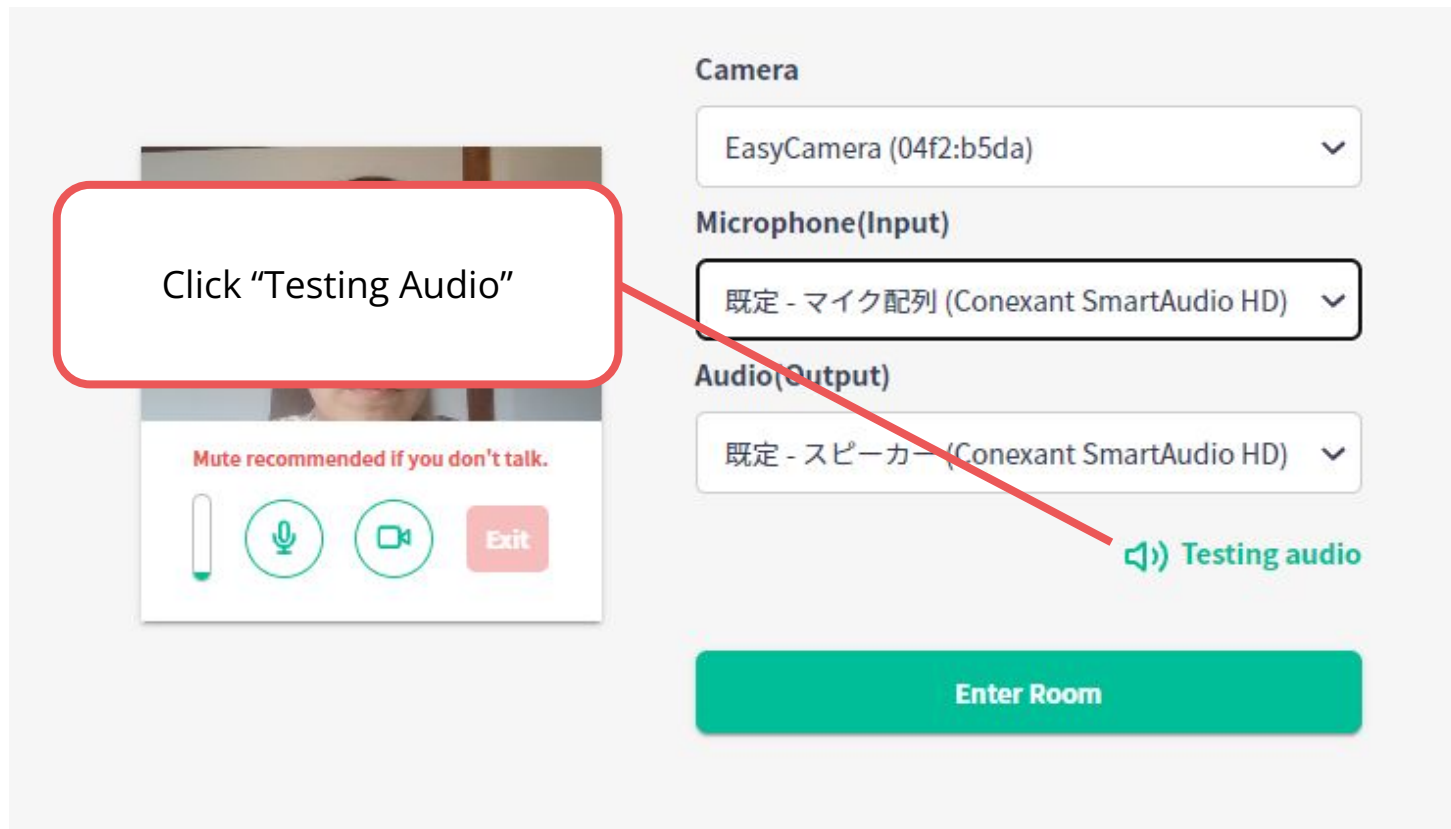
Volume slider icon, Microphone icon, Video icon, Exit button

Testing audio

Enter Room

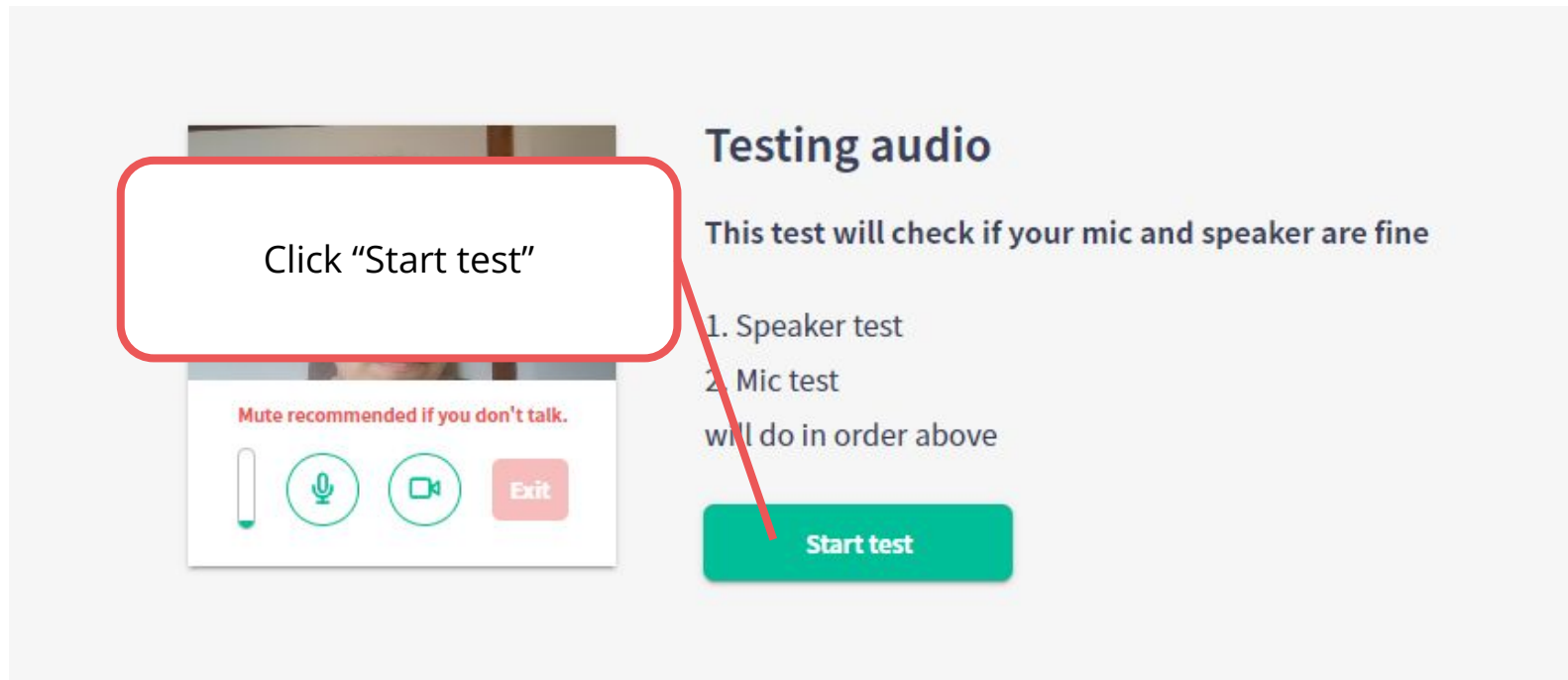
3. Test your audio before entering the room

Click “Testing Audio”



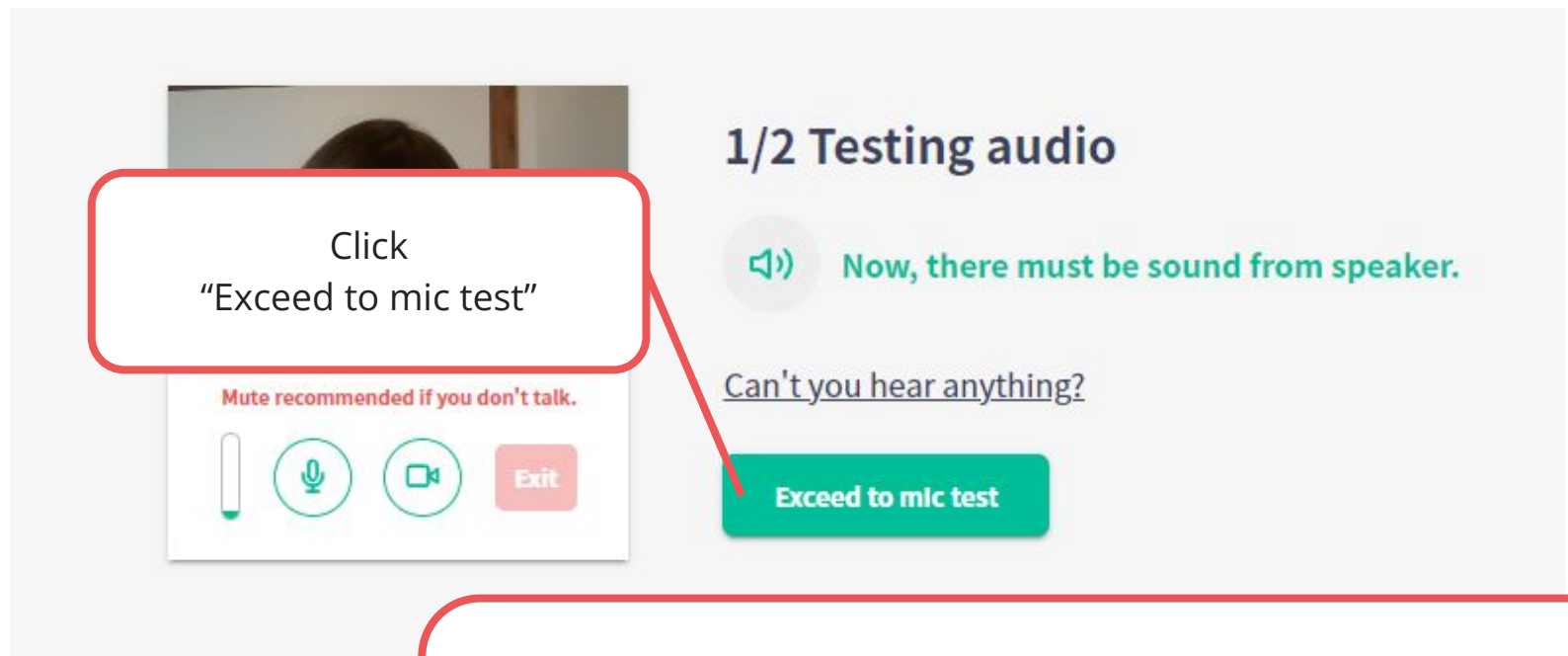
3. Test your audio before entering the room

Click "Start test"



3. Test your audio before entering the room

If you can hear the sound, click “Exceed to mic test”



1/2 Testing audio



Now, there must be sound from speaker.

Can't you hear anything?

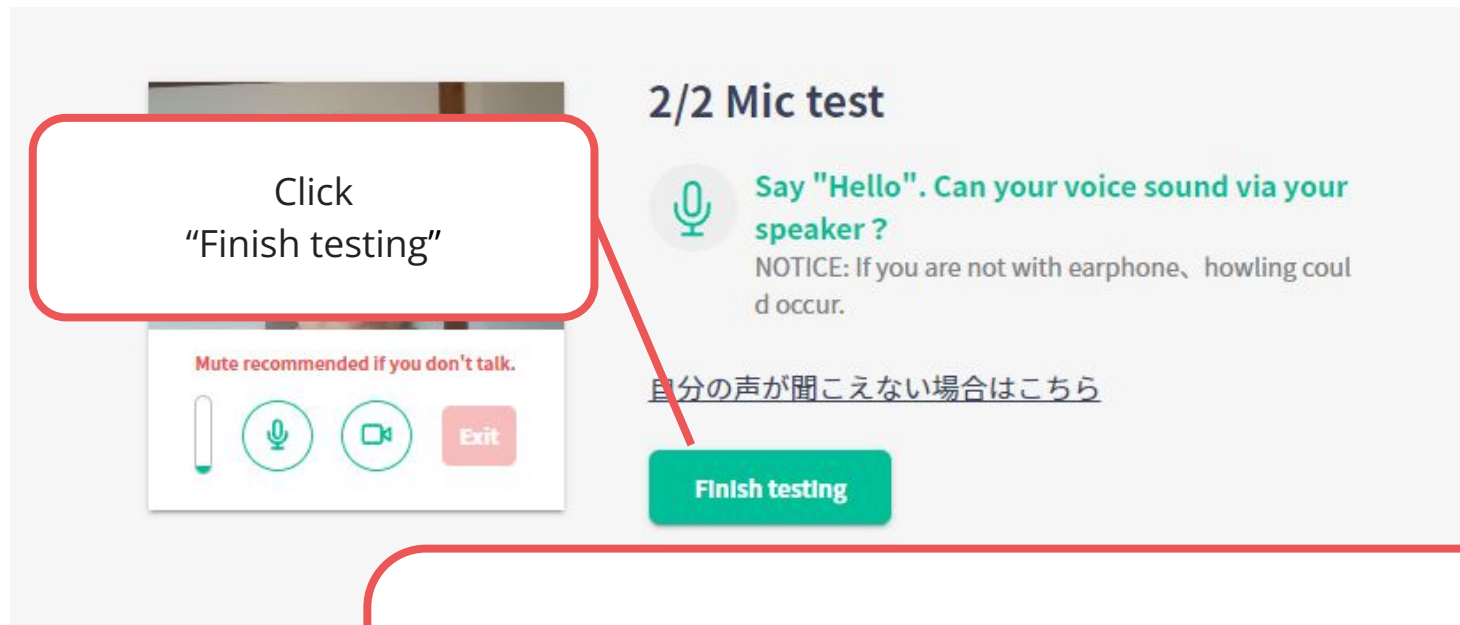
Exceed to mic test

<If you cannot hear, check below>

- Check your speaker volume.
- If you connect your earbuds to your computer, reconnect earbuds.
And refresh this page

3. Test your audio before entering the room

Say something to your mic and if you can hear that voice, click “Finish testing”

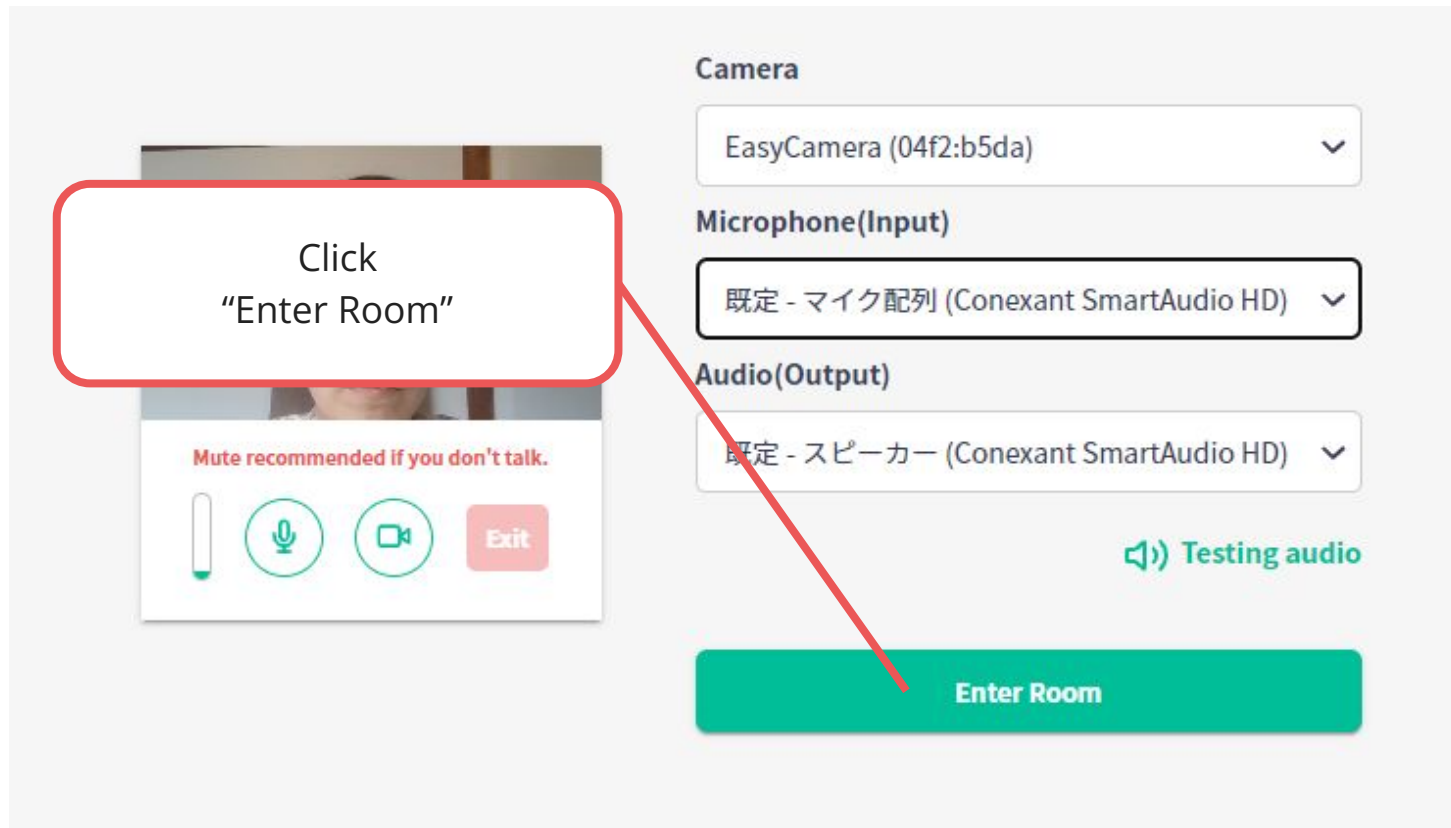


<If you cannot hear, check below>

- If you connect your mic to your computer, reconnect mic. And refresh this page.

4. Enter the room and try to talk

Click "Enter Room" and Enter the video call room



4. Enter the room and try to talk

Talk with the staff in the room and check if you can hear his/her voice, he/she can hear your voice and see your video.

*If you don't want to turn on your camera, please turn off.

The screenshot shows the ONLINE CONF interface. At the top, it says 'アカデミアの情報共有を加速させる新しい研究発表のかたち' and 'ONLINE CONFのご紹介'. On the right, it indicates '12人がオンライン' and shows the user '学会 太郎' (Society Taro) from '学会大学 ONLINE-CONF学部' (Society University ONLINE-CONF Faculty). Below this is a row of five participant video feeds with names: Annette Black, Jacob Jones, Esther Howard, Theresa Webb, and Courtney Henry. On the left is a sidebar with icons for 'ダッシュボード' (Dashboard), 'タイムテーブル' (Timetable), '協賛企業' (Sponsor), 'オンライン展示' (Online Exhibition), '参加者一覧' (Participant List), and 'マニュアル' (Manual). The main area features a large graphic of a laptop displaying the KOYOIRU website, with the text 'ONLINE CONF' and '現役研究者が当事者目線で監修' (Supervised by current researchers from the perspective of the participants). Below this is a section titled '学会のオンライン' (Online of the Society) and '可能にするシステム' (System that makes it possible). At the bottom, there is a row of icons: a microphone icon, a camera icon, a hand icon, a plus icon, and a red button labeled '退出する' (Exit). Two red callout boxes are present: one pointing to the camera icon with the text 'Camera ON/OFF', and another pointing to the microphone icon with the text 'Mic ON/OFF'. A third red callout box points to the '退出する' button with the text 'When you finish checking, click "Exit" to finish the trial.'

ONLINE CONF

アカデミアの情報共有を加速させる新しい研究発表のかたち
ONLINE CONFのご紹介

12人がオンライン | 学会 太郎
学会大学 ONLINE-CONF学部

ダッシュボード
タイムテーブル
協賛企業
オンライン展示
参加者一覧
マニュアル

所属団体
Annette Black

所属団体
Jacob Jones

所属団体
Esther Howard

所属団体
Theresa Webb

所属団体
Courtney Henry

Camera ON/OFF

Mic ON/OFF

When you finish checking, click "Exit" to finish the trial.

ONLINE CONF

現役研究者が当事者目線で監修

学会のオンライン

可能にするシステム

発言時はマイクをオンにしてください

退出する